


## REFEREE'S SIGNALS




### **BOARDING**

Striking the clenched fist of one hand into the open palm of the opposite hand in front of the chest.




### **CHARGING**

Rotating clenched fists around one another in front of the chest.



### **DELAYED CALLING PENALTY**

Extending the non-whistle arm fully above the head.




### **BODYCHECKING**

Open palm of the non-whistle hand, with fingers together, comes across body on to the opposite shoulder.




### **CHECKING FROM BEHIND**

A forward motion of both arms, with the palms of the hands open and facing away from the body, fully extended from the chest at shoulder level.




### **DELAYED OFF-SIDE**

Non-whistle arm fully extended above the head. To nullify a delayed off-side the Linesman shall drop the arm to the side.




### **BUTT-ENDING**

A cross motion of the forearms, one moving under the other arm.



### **CROSS-CHECKING**

A forward and backward motion of the arms with both fists clenched, extending from the chest for a distance of about one foot.



### **ELBOWING**

Tapping either elbow with the opposite hand.




### **GOAL SCORED**

A single point directed at the goal in which the puck legally entered.



### **HIGH STICKING**

Holding both fists clenched, one immediately above the other at the height of the forehead.




### **HOOKING**

A tugging motion with both arms as if pulling something from in front toward the stomach.




### **HAND PASS**

Pushing motion with the open palm.




### **HOLDING**

Clasping either wrist with the other hand in front of the chest.



### **ICING THE PUCK**

The back Referee or Linesman signals a possible icing by fully extending either arm over her head. The arm should remain raised until the front Referee or Linesman, either blows the whistle to indicate an icing or until the icing is washed out. Once the icing has been completed, the back Referee or Linesman will then point to the appropriate face-off spot and skate to it.




### **HEAD CONTACT**

Patting flat (open palm) of the non-whistle hand on this side of the head.




### **HOLDING THE STICK**

Two stage signal involving the holding signal (shown above) followed by a signal indicating you are holding onto a stick with two hands in a normal manner.




### **INTERFERENCE**

Crossing arms stationary in front of the chest.




### **PENALTY SHOT**

Arms crossed above the head. Give the signal upon stoppage of play.



### **TOO MANY PLAYERS**

Indication with six fingers (one hand open) in front of the chest.




### **KNEEING**

Slapping either knee with the palm of the hand, while keeping both skates on the ice.




### **ROUGHING**

Fist clenched and arm extended out to the front or side of the body.




### **TRIPPING**

Striking leg with either hand below the knee, keeping both skates on the ice.




### **MATCH PENALTY**

Patting flat of the hand on the top of the head.



### **SLASHING**

A chopping motion with the edge of one hand across the opposite forearm.



### **UNSPORTSMANLIKE CONDUCT/DIVING**

Using both hands to form a "T" in front of the chest.




### **MISCONDUCT**

Both hands on hips.



### **SPEARING**

Jabbing motion with both hands thrust out immediately in front of the body and then hands dropped to the side of the body.



### **WASH OUT**

A sweeping sideways motion of both arms across the front of the body at shoulder level with palms down. This signal is used: (a) by the Referee to signal "no goal"; (b) by the Linesman to signal "no icing" and in certain situations "no off-side".